

# **BBQ Coach Module Frame Kits Catalog**

**Bbq Coach Module Frame Kits  
Are Designed For Easy Assembly.**

**Our Do It Yourself System for Home Owners  
Developed from Over 10 Years  
Experience Building Outdoor Kitchens  
In California.**

**The Steel Frame Is The Skeleton Of Your  
Outdoor Kitchen Island. Our Kits are Engineered  
to Properly Support Your Investment of Expensive  
Appliances and Finishing materials.**

- Kits are Pre-cut by machine**
- Each piece is individually marked.**
- Detailed Drawings & Instruction Sheets**
- Step By Step Videos \*Free Online (\*for orders over \$300.)**
- Self-drilling Screws**
- Fast Turn Around—Only 7days +shipping time**
- FREE UPS Ground Shipping to your door!**



**73% of cost to build a  
BBQ Island is LABOR**



**27% of cost is Materials.**

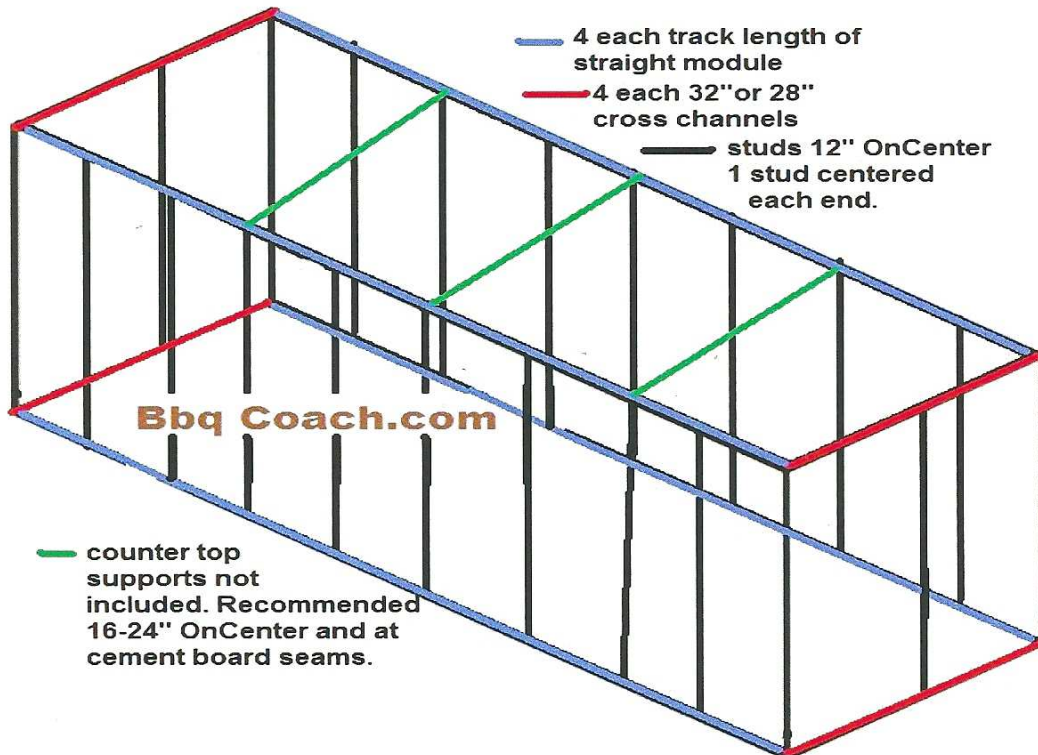
**Do It Yourself With Our System  
and Save the 73%...**




\*Self drilling screws not included with kits - sold separately.

# BBQ Coach Module Frame Kits

**Straight Modules** Available 1ft to 8 ft / Custom Sizes Available



Custom lengths pricing Example—5.1" to 5.6 length is charged as a 5ft module  
5.7 to 5.11" length is charged as a 6 ft module price




↗ 28 or 32" depth Your Choice! 32" is most popular size!

Straight Module Standard Height	
1 ft module \$69.	7ft mod. \$229.00
18" module \$79.	8ft mod \$260.00
2 ft module \$89.	
3ft module \$109.	
4ft module \$128.00	
5ft module \$159.00	
6ft module \$189.00	

Straight Module Bar Height	
1 ft module \$86.00.	7ft mod. \$286.00
18" module \$99.00	8ft mod \$325.00
2 ft module \$111.00	
3ft module \$136.00	
4ft module \$160.00	
5ft module \$199.00	
6ft module \$236.00	

## Straight Modules



**Depth 28 or 32"** (custom depth extra charge)

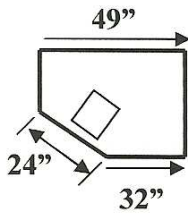
**Custom Length Modules Available**

**Price Example:**

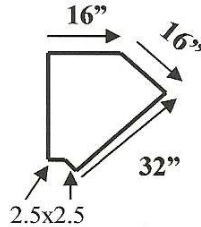
5'1" to 5' 6" priced as 5ft mod.

5'7" to 5'11" priced as 6ft mod.

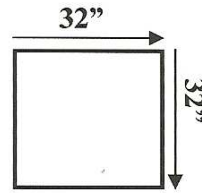
## Corner Modules



**Diagonal Sink Module**



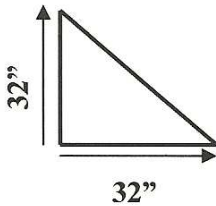
**45 degree Module**



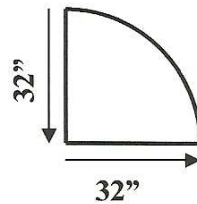
**90 degree module.**

(optional method)

It may be easier to just butt 2 modules up against one another to make an L

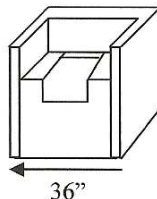


**Corner Module With diagonal on Non appliance side**



**Rounded Corner Module**

## Burner Module



**Drop Down Burner Module**

Measures 36" wide.

Space on left and right side of burner 4-6 inches depending upon brand and Model of your burner.

*Note: corner modules are top view drawings.*



# Appliance Cutout Kits

---

## Appliance Cutout Kits are Installed After Assembling the Straight Modules.

You can position your appliance cutout kits anywhere desired within the perimeter of the module Frames.

**Universal Kits:** The pieces have a sample cut on one end. They are extra length. You simply copy the sample cut on the other end to fit. If you do not supply us with cutout specs we will ship you Universal Kits.

**Cut To Your Specs:** Supply cutout specs with your order and we will pre-cut the kits to your specs for no extra charge. If you supply incorrect measurements there is no free exchange. We make cutouts up to .25 inch larger to help guarantee they will fit. Not all cutout specs on the internet are accurate. If a cutout is too big It is easy to trim off excess with metal snips and modify the cutout.

**Always Test Fit Your Appliances In Frame Before Cement Board—Modify If Needed.**



**Counter Top Grill Kit**– Grill is supported by 3 sides of counter top.

**Platform Grill Kit**– High end grills require a platform frame.




**Type A Side Burner**  
Knobs face sky.  
Least expensive side burner

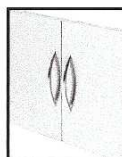


**Type B Side Burner**  
Knobs face forward  
Counter top supported

**Type C Side Burner**  
Knobs face forward  
High End— Requires Platform



**Single Door**



**Double Doors**  
Tip doors below grill should  
Have a cutout width = or less  
That grill cutout width.




### **Green Egg Universal Kit**

Each Year we receive about 10—15 request for kits to Fit the Green Eggs. For this reason it is now included in our regular catalog. This kit includes a platform that you will position inside of the module to capture the perfect height.

# Appliance Cutout Kits

---



## Drawer

This kit includes a special frame  
To support the weight of the cabinet.  
A popular location for drawers is below side burner.



## Propane/Trash Drawer

For Propane make sure the drawer is fully enclosed for safety.  
For Trash, look for a drawer that will accommodate a counter top chute.



## Fridge- *Ask Yourself do you really need it or is an ice chest better?*

Many people are buying an inexpensive fridge at Costco for under \$200. If it goes out in a year or two we can buy a new one vs. Spending over \$1000. for a U-Line... All units are different sizes.  
Make sure the fridge will fit under the counter top frame 34.5" clearance



## Keg Fridge

This kit includes 2 counter top supports in addition  
To the front opening cutout frame.  
Make sure the fridge will fit un the 34.5" clearance under counter top.



## Ice Chest - *(Don't forget to provide for drainage)*

This is a counter top drop in chest that fits  
Though an opening in the counter top and not the siding.  
Kit includes extra support under the chest.



## Sink

This is a lightweight counter top sink.  
If you will have a heavy sink make sure to order  
the Heavy Duty Sink kit.

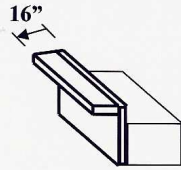


## Warming Drawer

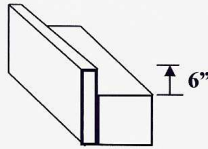
When not used for food these units are a great way to keep  
Swimming pool towels warm. Be careful that  
there is enough space to add this appliance.

Notes: You can position your appliance cutout kits anywhere desired within the Perimeter of the module frames. Appliance cutout kits are always installed after you have assembled your straight modules.

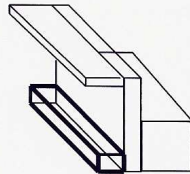
## Island Upgrades



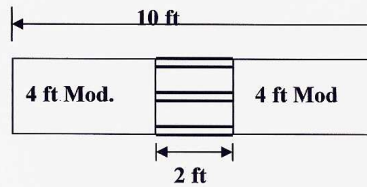
**Split Bar Counter Kit**  
 Available by the linear ft.  
 Includes a 6" high  
 back splash  
 Note: this kit adds 2.5"  
 To the foot print of your  
 Island.



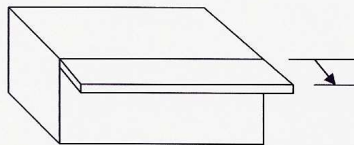
**Back Splash Kit**  
 6" High Standard  
 Custom Heights  
 & Designs Available  
 Note: this kit adds 2.5"  
 To the foot print of  
 Your island



**6 x 6 Foot Rest Kit**  
 This kit includes 6" wide  
 Framing that is not sold  
 At home depot or Lowes.  
 Using 6" framing gives  
 You the perfect size for  
 Your foot rest.  
 Sold by ln. foot.  
 This is a popular option for  
 Islands with bar counters.



**24" Open Shelf Kit**  
 This kit fits between 2 modules.  
 Invented by the Coach.  
 This system bridges 2 modules  
 Together creating an open shelf  
 The easy way! Instructions included.  
*Example: If you want a 10 ft island  
 You would subtract 2 ft for this kit  
 And order 2 ea 4ft kits.*



**4 or 12" Over Hang Kit**  
 Over hang extends the counter top.  
 Over hang is level with counter top.  
 Use 4" over stone veneer  
 Use 12" over hang for special designs



# Table Modules

---




**48" Octagon Table Mod**  
Includes pedestal  
Available Bar Height  
Standard Ht.  
Table Ht.

*Note: if you want a fridge  
below you need to  
Request a rectangle  
pedestal*



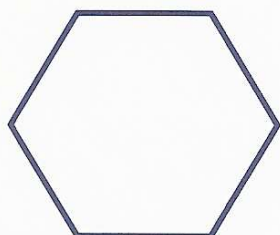
**48" Round Table Mod**  
Includes pedestal  
Available in  
Bar Height, Table Ht.  
And Standard Ht.

*Note: if you want a fridge  
below you need to  
Request a rectangle  
pedestal*

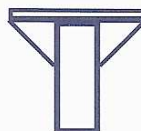


**69" Round Table Mod.**  
Includes Rectangle Pedestal  
Available in: Bar Height,  
Table Ht and Std Ht.

To add a fire bowl this mod  
Will require extra framing  
And cutting not included.  
Email the coach if you want  
To add a fire bowl to this  
Module when ordering.



**72" Hexagon Table Mod.**  
Includes a rectangle  
Pedestal.  
This is the easiest table  
module to assemble!



**Pedestal Module  
For 48" tables**



**Rectangle Pedestal  
Module for 69"  
And 72" tables**

# Grill Cart Kit

---



**Double Wall Grill Cart Kit price \$100. Optional platform kit add \$50.**

**The Coach is the leading Innovator in adapting grill carts to island construction.** Each year Bbq Coach assists 10 to 20 clients who want to use their grill cart instead of buying a new drop in grill designed for island construction.

**The grill cart kit is designed to fit between 2 modules.**

It is important to leave a way to remove the grill from the island for when it will need to be replaced in the future.

**To make it look built in remove the wheels and side treys.**

It is best to buy a grill cart with flat ends and not the side burner that sticks out in the air.

**With the wheels off you will need the platform kit.**

You will add 1/2" and 1/4" cement board on top of the platform to achieve the perfect height. It is best if the grill sits slightly higher than the counter top with enough clearance for the rotisserie motor to fit above the counter top.


## **To Order**

Make sure to provide the Coach with the rough opening measurement for your grill cart, both width and depth. Make sure to add 3/4" to 1" in width for wiggle room.

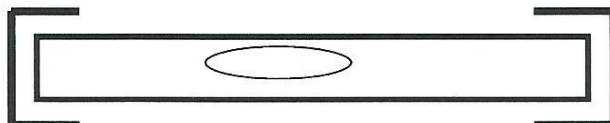


# Counter Top Supports

---



*Above: Dog Ears do not provide the strength of our Counter Top Supports.*



Above: Maximum Counter Top Supports—The way professional framers build!

## Maximum Strength Counter Top Supports (sold separately)

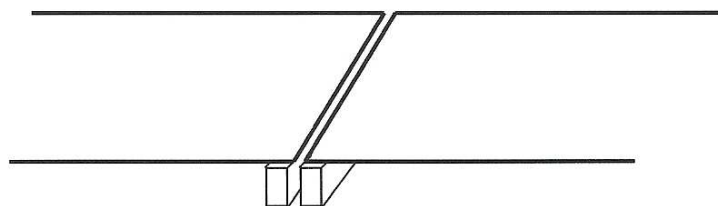
Every Island is different and requires a different number of counter top supports. This varies by the appliances in your island, island length and where you have Seams in your cement board.

It is common to use a track with dog ears as a counter top support. This does not provide as much strength as our professional method.

Our system uses the professional method of catcher track and horizontal studs.

Each Counter top support includes 2 studs and 2 catcher tracks. Price \$12.00  
We include 2 studs for where you have cement board seams,  
Allowing for a full stud under the edge of each cement board end for  
Maximum support. The Studs are pre-cut to fit.

You will need a counter top supports for each cement board seam.  
You should have counter top support every 16—24" on center.



**Counter Top Support Stud under each cement board at seam**

# BbqCoach.com Order Form Fax 888-868-0227

(Please print)

Name: \_\_\_\_\_ Phone# (associated with credit card): \_\_\_\_\_

Email Address: \_\_\_\_\_ fax#: (optional) \_\_\_\_\_

Billing address: \_\_\_\_\_

City: \_\_\_\_\_ State: \_\_\_\_\_ Zip: \_\_\_\_\_

Circle credit card type: VISA MC American Express Discover

Credit card # \_\_\_\_\_ exp date: \_\_\_\_\_

Total Amount You Authorize Bbq Coach to Charge:\$ \_\_\_\_\_ **ALL SALES FINAL**

Signature: \_\_\_\_\_ Date: \_\_\_\_\_

Shipping address if different than billing address: \_\_\_\_\_

City: \_\_\_\_\_ State: \_\_\_\_\_ Zip: \_\_\_\_\_

## Order DVD Outdoor Kitchen Construction

This is a 2 disc set—over 2hr in length—filmed in HD and Dolby Sound  
This video will teach you outdoor kitchen construction and show the entire project  
From start to finish. It is a must see before starting this project.

**Item #100 DVD with USPS shipping** (allow 7-10 days) Pay Shipping of **\$29.95**

**Item #101 DVD, UPS Ground Shipping** 1-5day delivery **\$39.95**

**Item #102 Outdoor Kitchen Construction Dvd**  
**Fire pit construction Dvd**  
**Fireplace Frame DVD** **All 3 for \$65.00**

**Item #103 2010 Online Membership.....\$200.00**

This is a membership to the online videos and information.  
There are no actual dvd's included with membership.  
This membership is Free to clients who purchase \$300 or more in kits.

**Appliance Cutout Kits** (universal kits will be supplied if you do not submit cutout specs)

Kits are pre-cut with a tolerance of +1/4 inch of specified cutout specs.

For best results fax or email brand, model #, cutout length, width, height & illustrations if available.

With universal kits you will need to make cuts with weiss snips as demonstrated in the online videos.

Qty	Item #	Description	Price	Total
<input type="checkbox"/>	Item#400	Counter top Supported Grill Kit	\$35.00	_____
<input type="checkbox"/>	Item#401	Platform Grill Kit	\$50.00	_____
<input type="checkbox"/>	Item#402	Side Burner Type A:	\$20.00	_____
<input type="checkbox"/>	Item#403	Side Burner Type B:	\$30.00	_____
<input type="checkbox"/>	Item#404	Side Burner Type C:	\$40.00	_____
<input type="checkbox"/>	Item#405	Single Door Kit	\$20.00	_____
<input type="checkbox"/>	Item#406	Double Door Kit	\$25.00	_____
<input type="checkbox"/>	Item#407	Fridge Kit	\$10.00	_____
<input type="checkbox"/>	Item#408	Keg Kit	\$30.00	_____
<input type="checkbox"/>	Item#409	Drawer Kit	\$25.00	_____
<input type="checkbox"/>	Item#410	Drawer/Door Combo Unit	\$35.00	_____
<input type="checkbox"/>	Item#411	Sink Kit	\$20.00	_____
<input type="checkbox"/>	Item#412	Propane/Trash Drawer	\$20.00	_____
<input type="checkbox"/>	Item#413	Ice Chest	\$40.00	_____
<input type="checkbox"/>	Item#414	Beverage Center	\$40.00	_____
<input type="checkbox"/>	Item#415	Warming Drawer	\$40.00	_____
<input type="checkbox"/>	Item#416	Green Egg Kit	\$50.00	_____
<input type="checkbox"/>	Item #417	Open Shelf Kit <input type="checkbox"/> 18" <input type="checkbox"/> 24"	\$60.00	_____

**Sub Total for Appliance Cutout Kits.....\$** \_\_\_\_\_



**Straight Modules**

---

- Item#200 8 ft Module Kit       \$260.00 std height    \$325.00 bar height
- Item#201 7ft Module Kit       \$229.00 std height    \$286.00 bar height
- Item#202 6ft Module Kit       \$189.00 std height    \$236.00 bar height
- Item#203 5ft Module Kit       \$159.00 std height    \$199.00 bar height
- Item#204 4ft Module Kit       \$128.00 std height    \$169.00 bar height
- Item#205 3ft Module Kit       \$109.00 std height    \$136.00 bar height
- Item#206 2ft Module Kit       \$ 89.00 std height    \$111.00 bar height
- Item#207 18" Module Kit       \$ 79.00 std height    \$ 99.00 bar height
- Item#208 1 ft Module Kit       \$69.00 std height    \$ 86.00 bar height
- Item #209 Drop Down Burner module   \$300.00

**\*SELECT DEPTH OF MODULES**       28"       32"    custom depth \_\_\_\_\_

**Sub Total for module kits.....\$ \_\_\_\_\_**  
***If order is over \$300. the 2010 Online membership FREE***

---

---

**Corner Modules**

- 32" Diagonal Sink Module \$200.** (does not include access door kit)
- 45 Degree Module Qty\_\_\_\_\_ x \$69. each = \$ \_\_\_\_\_**       28"       32"
- 90 Degree Module \$90.** (not needed if you butt 2 straight modules together)
- Diagonal Corner Module \$100.**       28"       32"
- Rounded Corner Module \$150.**       28"       32"
- 6 x 6 FOOT REST kit \_\_\_\_\_ln feet x \$20. ft = \$ \_\_\_\_\_**

**Sub Total for Corner Modules.....\$ \_\_\_\_\_**



## Extras

---

- Counter Top Supports Qty. \_\_\_\_\_ x \$12. each = \$ \_\_\_\_\_
- Self Drilling Screws Box Qty \_\_\_\_\_ x \$ 6. each = \$ \_\_\_\_\_
- Hidden Steel Bar Supports Qty \_\_\_\_\_ x \$10. each = \$ \_\_\_\_\_
- Air Vents 8 x 16 Qty \_\_\_\_\_ x \$ 6. each = \$ \_\_\_\_\_
- Umbrella/Tiki Torch Hole Qty \_\_\_\_\_ x \$25. each = \$ \_\_\_\_\_
- Pack Composite Shims.....add \$15.

**Sub Total for Extra.....\$ \_\_\_\_\_**

**Sub Total for Table Modules .....\$ \_\_\_\_\_**

**Sub Total for Island Upgrades.....\$ \_\_\_\_\_**

**Sub Total for Appliance Cutout Kits.....\$ \_\_\_\_\_**

**Sub Total for Corner Modules.....\$ \_\_\_\_\_**

**Sub Total for Straight Modules.....\$ \_\_\_\_\_**

**Grand Total \$ \_\_\_\_\_**

**All sales final**

*Turn Around Time 7 days plus Ups Shipping Time from AZ.  
Orders Over \$300. receive A FREE 2010 Membership to  
The online step by step videos— A Value Of \$200. if purchased  
Separately. Always wear safety glasses and gloves when handling  
This product, including when removing it from shipping boxes.*